

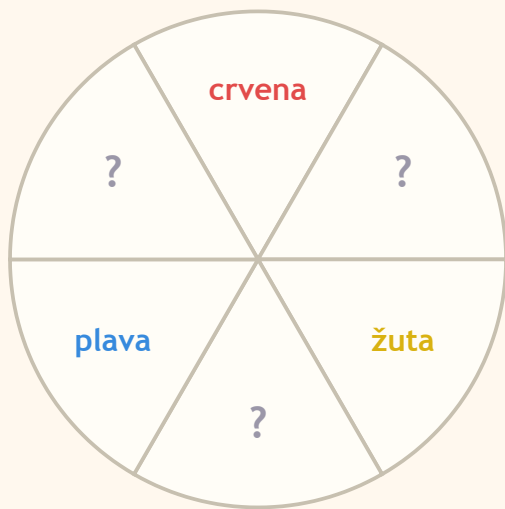
Laboratorij za miješanje boja

Oboji svaki krug bojom koja u njemu piše. Zatim pomiješaj te dvije bojice u praznom krugu - koja nova boja nastaje?



Dovrši krug boja

Oboji tri primarna polja, zatim miješaj bojice i popuni polja s upitnikom.























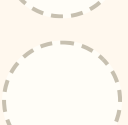



Svjetliji i tamniji tonovi

Odaberi jednu boju. U srednje polje oboji je čistu, prema lijevo dodaj više crne, prema desno više bijele.



Moja bilježnica miješanja

Izvedi pokus s bočicama iz članka: odaberi dvije boje i oboji ih, pogodi što će nastati (tvoje predviđanje!), zatim ih stvarno pomiješaj i zabilježi što je nastalo.

1. boja	2. boja	Moje predviđanje	Što je nastalo	Ime boje
				_____
				_____
				_____
				_____
				_____
				_____

Pazi, blato! Komplementarni parovi - crvena + zelena, plava + narančasta, žuta + ljubičasta - ponište se u smeđu. Isprobaj jedan!